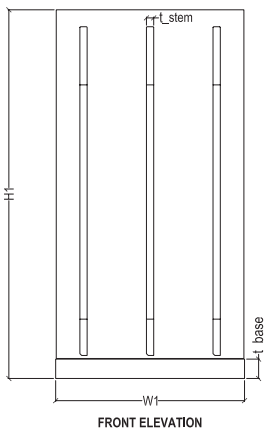
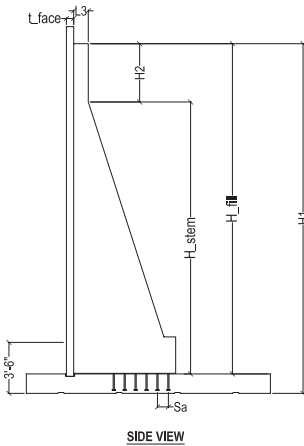
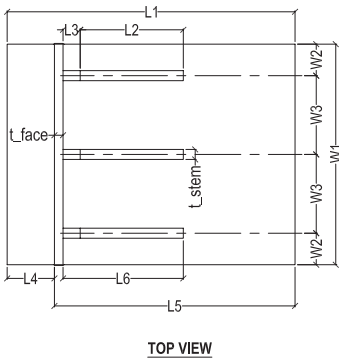




# Typical Dimensions for Group Types

JOB SPECIFIC DIMENSIONS WILL BE PROVIDED FOR EACH CONTRACT



Group:	0	1	2	3	4	5	6
<b>Panel Heights:</b>	<b>5' - 10'</b>	<b>10' - 14'</b>	<b>15' - 19'</b>	<b>20' - 24'</b>	<b>25' - 29'</b>	<b>30' - 34'</b>	<b>35' - 39'</b>
<b>L1 =</b>	8'-0"	10.5 ft	13.5 ft	17.25 ft	22.0 ft	24.0 ft	28.0 ft
<b>L2 =</b>	N/A	4.0 ft	5.0 ft	6.0 ft	7.0 ft	8.5 ft	8.5 ft
<b>L3 =</b>	N/A	1.0 ft	1.0 ft	1.0 ft	1.0 ft	1.0 ft	2.0 ft
<b>L4 =</b>	1'-0"	1.5 ft	2.0 ft	3.0 ft	5.0 ft	5.5 ft	5.5 ft
<b>L5 =</b>	7'-0"	9.0 ft	11.5 ft	14.25 ft	17.0 ft	18.5 ft	22.5 ft
<b>L6 =</b>	4'-0"	5.0 ft	6.0 ft	7.0 ft	8.0 ft	9.5 ft	9.5 ft
<b>W1 =</b>	25.792 ft	12.833 ft	12.833 ft	12.833 ft	12.833 ft	8.417 ft	4.25 ft
<b>W2 =</b>	2.693 ft	1.833 ft	1.833 ft	1.833 ft	1.833 ft	1.875 ft	2.125 ft
<b>W3 =</b>	6.802 ft	4.583 ft	4.583 ft	4.583 ft	4.583 ft	4.667 ft	2.125 ft
<b>H1 =</b>	10.875 ft	14.958 ft	20.042 ft	25.208 ft	30.375 ft	33.458 ft	41.333 ft
<b>H2 =</b>	3.167 ft	4.0 ft	4.0 ft	4.0 ft	4.0 ft	4.0 ft	10.0 ft
<b>H_stem =</b>	6.708 ft	8.708 ft	13.708 ft	18.708 ft	23.708 ft	28.708 ft	28.667 ft
<b>H_fill =</b>	9.875 ft	13.875 ft	18.875 ft	23.875 ft	28.875 ft	33.875 ft	38.333 ft
<b>t_base =</b>	1.0 ft	1.083 ft	1.167 ft	1.333 ft	1.5 ft	1.75 ft	2.5 ft
<b>t_face =</b>	0.667 ft	0.5 ft	0.5 ft	0.5 ft	0.5 ft	0.583 ft	0.667 ft
<b>t_stem =</b>	0.583 ft	0.583 ft	0.583 ft	0.583 ft	0.5 ft	0.5 ft	0.5 ft
<b>d_frost =</b>	3.5 ft	3.5 ft	3.5 ft	3.5 ft	3.5 ft	3.5 ft	3.5 ft
<b>Wt of base =</b>	29.36 kip	21.08 kip	29.04 kip	42.09 kip	61.78 kip	53.6 kip	45 kip
<b>Wt. of face =</b>	38.385 kip	23.99 kip	35.28 kip	47.93 kip	57.74 kip	52.5 kip	30.55 kip
<b>Req'd Allowable Bearing Capacity =</b>	2,182 psf	2,909 psf	3,636 psf	4,182 psf	4,364 psf	4,873 psf	5,818 psf
<b>Req'd Ultimate Factored Bearing Capacity =</b>	3,000 psf	4,000 psf	5,000 psf	5,750 psf	6,000 psf	6,700 psf	8,000 psf

- \* All dimensions are subject to change
- \* Note, group 0 counterforts are rectangular, not shown in the picture.

THE CONTENTS OF THESE DRAWINGS ARE THE PROPERTY OF UTILITY CONCRETE PRODUCTS, LLC AND ARE PROPRIETARY AND CONFIDENTIAL. THESE DOCUMENTS SHALL NOT BE DISSEMINATED FOR ANY OTHER USE, WITHOUT THE WRITTEN CONSENT OF UTILITY CONCRETE PRODUCTS, LLC. IF YOU RECEIVE THESE DRAWINGS IN ERROR, RETURN TO SENDER WITHOUT READING, COPYING, OR DISCLOSING THE CONTENTS.

**PATENT PENDING**